



Economy distribution studs (Black&red as a pair)
Material:brass &PC &stainless steel

SF CODE	DETAILS &STUDS	
SF51041-1M6	1-stud	M6*25
SF51041-1M8	1-stud	M8*25
SF51041-2M6	dual-stud	2 M6*25
SF51041-2M8	dual-stud	2 M8*25



Single stud		Dual studs	
SF CODE	STUD	SF CODE	STUD
SF51039-1-M6	M6	SF51040-1-M6	M6
SF51039-2-M6	M6	SF51040-2-M6	M6
SF51039-3-M8	M8	SF51040-3-M8	M8
SF51039-4-M8	M8	SF51040-4-M8	M8



1-Stud BUSBar

SF CODE	Stud size	Color
SF51055-M10BR	M10	red&black a pair
SF51055-M8BR	M8	red&black a pair
SF51055-M6BR	M6	red&black a pair



Dual-Stud BUSBar

SF CODE	Stud size	Color
SF51056-M10BR	M10	red&black a pair
SF51056-M8BR	M8	red&black a pair
SF51056-M10/8BR	M10/M8	red&black a pair



BUSBar Boot not included



SF CODE	Stud size	Color
SF51050-M10BR	M10	red&black a pair
SF51050-M10B	M10	black
SF51050-M10R	M10	red
SF51050-M8BR	M8	red&black a pair
SF51050-M8B	M8	black
SF51050-M8R	M8	red
SF51050-M6BR	M6	red&black a pair
SF51050-M6B	M6	black
SF51050-M6R	M6	red



BUSBar Boot not included



SF CODE	Stud size	Color
SF51052-M10-BR	M10	red&black a pair
SF51052-M10-B	M10	black
SF51052-M10-R	M10	red
SF51052-M8-BR	M8	red&black a pair
SF51052-M8-B	M8	black
SF51052-M8-R	M8	red
SF51052-M6-BR	M6	red&black a pair
SF51052-M6-B	M6	black
SF51052-M6-R	M6	red



BUSBar



SF CODE	Details	Color
SF51053-1B	M8	black base , with boots
SF51053-1R	M8	red base, with boots
SF51053-2B	M10	black base , with boots
SF51053-2R	M10	red base, with boots
SF51053-3B	M10/M8	black base , with boots
SF51053-3R	M10/M8	red base, with boots



BUSBar



SF CODE	Details
SF51054	200A 48V 3/8"-16
SF51054B	200A 48V 3/8"-16 With boots



Heavy-duty distribution bar

SF CODE	Stud size	Color
SF51044-M10B	2xM10 &6xM5	black
SF51044-M10R	2xM10 &6xM5	red
SF51044-M8B	4xM8	black
SF51044-M8R	4xM8	red
SF51044-M6B	4xM6 &12xM4	black
SF51044-M6R	4xM6 &12xM4	red



Distribution bar

Voltage Max Operating : 300V AC / 48V DC

SF NO.	Continuous Rating	position	Screws
SF51044-1	300A AC / DC	6way	2xM10 & 6x M5
SF51044-2	300A AC / DC	4way	4xM10
SF51044-3	150A AC / DC	12way	4xM6 & 12x M4



Terminal block

Protective insulator barrier strips.

SF CODE	SF CODE	Gang
25A (0.5-2.5mm ²)	15A (0.5-1.5mm ²)	
SF51073-3-25A	SF51073-3-15A	3
SF51073-4-25A	SF51073-4-15A	4
SF51073-5-25A	SF51073-5-15A	5
SF51073-6-25A	SF51073-6-15A	6
SF51073-8-25A	SF51073-8-15A	8
SF51073-10-25A	SF51073-10-15A	10
SF51073-12-25A	SF51073-12-15A	12



Heavy-duty Busbar studs



SF CODE	Stud size	Color
SF51045-M10B	4xM10	black
SF51045-M10R	4xM10	red



SF51045 Busbar studs

Voltage Max Operating : 300V AC / 48V DC
4positions



600A heavy-duty distribution bar



SF NO.	DETAILS
SF51638-4	4way
SF51638-6	6way



12WAY Distribution bar


SF CODE	Stud size	Color
SF51037-BR	12 M4	red&black a pair
SF51037-B	12 M4	black
SF51037-R	12 M4	red



Economy distribution bar (Black&red as a pair)

Material: red copper&PC &stainless steel

SF CODE	DETAILS &STUDS	
SF51043-6A	6 way	4 M4*8 &2 M6*28
SF51043-8A	8 way	6 M4*8&2 M6*28
SF51043-8A-L	8 way long	6 M4*8&2 M6*28
SF51043-10A	10 way	8 M4*8 &2 M6*28
SF51043-12A	12 way	10 M4*8 &2 M6*28
SF51043-14A	14 way	12 M4*8 &2 M6*28



Distribution bar

NEW

SF CODE	Stud size	Color
SF51057-M10BR	4 M10	red&black a pair
SF51057-M10B	4 M10	black
SF51057-M10R	4 M10	red
SF51057-M8BR	4 M8	red&black a pair
SF51057-M8B	4 M8	black
SF51057-M8R	4 M8	red
SF51057-M6BR	3 M6 &10 M4	red&black a pair
SF51057-M6B	3 M6 &10 M4	black
SF51057-M6R	3 M6 &10 M4	red



Economy distribution bar (Black&red as a pair)

Material: red copper&PC &stainless steel

SF CODE	DETAILS &STUDS	
SF51043-4B	4 way	4 M6*28
SF51043-5B	5 way	2 M4*8&3 M6*28
SF51043-7B	7 way	3 M4*8&4 M6*28
SF51043-10B	10 way	6 M4*8&4 M6*28



Terminal free busbar (Black&red as a pair)

Material: Zinc alloy&PC &stainless steel

SF CODE	DETAILS &STUDS	
SF51042-8	8 way	2 M8*8&6 M6*8&2 M6*28
SF51042-10	10 way	2 M8*8&8 M6*8&2 M6*28
SF51042-12	12 way	2 M6*8&10 M4*6&2 M6*28
SF51042-22	22 way	2 M6*8&20 M4*6&2 M6*28

Corrugated PA tube- Non-split

SF CODE	ID MM	OD MM	Length(M/RollL)
SF51521-7MM	7	10	500
SF51521-10MM	10	13	200
SF51521-13MM	13	15.8	200
SF51521-16MM	15.9	18.5	200
SF51521-21MM	21	25	100
SF51521-23MM	23	28.5	100
SF51521-29MM	29	34.5	50
SF51521-36MM	36	42.5	25
SF51521-48MM	48	54.5	25

PE Cable Organizer

A protection wear for electric wires, and make them insulation and look nice

SF CODE	To organize cables Dia. (MM)	Length
SF51520-8MM	6-8	According to needs
SF51520-10MM	8-12	
SF51520-15MM	12-18	
SF51520-20MM	18-22	
SF51520-25MM	22-28	
SF51520-30MM	28-32	
SF51520-40MM	38-42	



SF51409-1 120PCS
Wire terminal assortment



SF51409-2 160PCS
Wire terminal assortment



SF51409-3 180PCS
Wire terminal assortment



SF51410-1 200PCS
Insulated terminal assortment



SF51410-4 280pcs
assorted crimp terminals with case



SF51410-5 360PCS
assorted crimp terminals with case



SF51410-6 480pcs
assorted crimp terminals with case



SF51410-7 200pcs
Seal Heat Shrink Butt Wire Connector Terminals



SF51410-8 100PCS
Heat shrink wire connector terminals



SF51410-9 200PCS
Heat shrink wire connector terminals



SF51528 120Pcs Quick Splice Wire Connector Terminals
Red Blue Yellow, Fully Insulated Male and Female 20Pairs





Other color available

RO BK GR YE BU OY WH

Anderson plugs, Housing with terminals

SF NO	Current
SF50660-1	50A
SF50660-2	175A
SF50660-3	350A
SF50660-4	120A

Rated Voltage: 600V



Big anderson plug, housing with terminals

SF code	Current
SF50660-1S	50A
SF50660-2S	175A



SF51665 Dust cover for 50A



Dust cover

SF code	suit for
SF50010-1	for 50A
SF50010-2	for 120A
SF50010-3	for 175A
SF50010-4	for 350A

Black or Red color for choice



Handle for anderson plug

SF code	Handle for
SF50000-50A	50A
SF50000-120A	120A
SF50000-175A	175A
SF50000-350A	350A




Dust cover

SF code	suit for
SF50011-1	for 50A
SF50011-2	for 120A
SF50011-3	for 175A
SF50011-4	for 350A

Black or Red color for choice

50A waterproof boot

SF code	COLOR
SF50012-R	RED
SF50012-B	BLACK



SF51663 DC Power Link

with touch switch to control the volt.meter &USB

Electrical :

Number of Anderson Ports : 4 (1power in,3 power out)

Anderson Rating : Maximum Cumulative Amp : 50A

Voltmeter Measuring Range : 8~30V ,

Peak Voltage : 36V DC(max)(3~4sec.)

USB qty : 2.4A×2, Type-c×2

Nominal Voltage : 12V / 24V DC

Operating Voltage : 8V / 32V DC(max)

Peak Voltage : 36V DC(max)(3~4seconds)


Output Voltage : 5V DC ±5%



SF51663S DC Power Link With connector &cables:

1* (8# red&black cable, with anderson plug &terminal at end)

3* (12# red &black cable with 15A fuse & with anderson plug &terminals)



NEMA 5-15P 15A/125V 3Pin RV plug

* 15 Amp 125 Volts AC 2-Pole 3-Wire Flanged Inlet Male Plug w/Weather Proof Front Cover Only

* DIY Ready – 1-3/4" Hole Size, Clear See-Thru wiring block & included screw options makes install fast!

* 1875 Watt Rating - Wiring Gauge 12-18 AWG, Cord Grip for use with No. 12-3 through No. 18-3 cords

SF NO.	Details
SF51987-1	Plug only
SF51987-2	Plug with 1 socket,cable14#24"
SF51987-3	Plug with 2 sockets,cable14#24"



SF51124 12V extending socket lead

2M long

Other length available



SF51125 12V extending socket lead

3.8M long

Other length available



SF51126 2way socket lead with cigarette plug



SF51103 15A fused Cigarette Lighter Adapter

The size of the hole in the ring terminal: 6.2MM

Wire Length: 0.5M

Wire Size: 16AWG



SF51113 socket with 3M UL SPT-2 16# cord

&6.2mm eye connectors &15A fused

Input: 12~24V



SF51118 12AWG SAE solar connector cable

solar panel cables and quick connectors



SF50403-32

Car plug to DC plug with coil wire



SF51403-34

Auto cigarette plug

SF51403-28

Auto cigarette plug to 3xauto cigarette inline socket L: 25mm



SF51119 Battery Alligator Clip to SAE Extension Cable

16AWG Extension Cable



SF51114-2 socket

with 3M UL SPT-2 16# cord & clamps with 15A fused Input: 12~24V



SF51110 Two 15A cigarette plugs

with 3M UL SPT-2 16# cord Input: 12~24V



SF51115 Simple cigarette plug &socket

with 3M UL SPT-2 16# cord with 15A fused Input: 12~24V



SF51112 15A cigarette plug & socket

with 3M UL SPT-2 16# cord Input: 12~24V



SF51114-1 socket

with 3M UL SPT-2 16# cord & clamp Input: 12~24V



SF51111 15A cigarette plug &SAE plug&socket

with 1.2M UL SPT-2 16# cord Input: 12~24V



SF51525-1 240pcs eye terminal assortment SC6-SC25

Tin plated
SC6-6; SC6-8; SC10-6; SC10-8---40PCS each
SC16-6; SC16-8; SC25-6; SC25-8---20PCS each

SC10-6 SC10-8 SC16-6 SC16-8 SC16-10 SC16-10




SF51525-2 105pcs eye terminal assortment SC6-SC70

Tin plated
SC10-8; 16-6; 16-8; 16-10; 25-6; 25-8; 25-10; 10pcs each
SC35-8; 35-10; 50-10; 70-10; 5pcs each



SF51529 350pcs Crimp terminals + 328pcs Heat Shrink Tube

Red Connectors: 0.4mm to 1mm² / 22-16AWG Wire
Blue Connectors: 1.1mm to 2.6mm² / 16-14AWG Wire
contains the most popular wire terminal connectors and 2:1 heat shrink Tube



INSULATION SHIRNKABLE TUBE

Working Temp. : -55~105°C
Color choice: yellow, green, red, blue, black

SF CODE	SIZE
SF50547-1	φ1.0 x 400m
SF50547-2	φ2.0 x 400m
SF50547-3	φ3.0 x 400m
SF50547-4	φ4.0 x 400m
SF50547-6	φ6.0 x 100m
SF50547-8	φ8.0 x 100m
SF50547-10	φ10.0 x 100m
SF50547-12	φ12.0 x 100m
SF50547-14	φ14.0 x 100m
SF50547-16	φ16.0 x 100m



Copper Eye terminal
Red copper with tin plated
For grounding connections, general wiring purposes

SF CODE	Suits terminal/ stud size Φ (mm)	Cable size (d: mm ²)	D(mm)
SF50525-10-6	6.5	10	6.1
SF50525-10-8	8.4	10	6.1
SF50525-16-6	6.5	16	7.3
SF50525-16-8	8.4	16	7.3
SF50525-25-6	6.5	25	9
SF50525-25-8	8.4	25	9
SF50525-35-8	8.4	35	10.8
SF50525-35-10	10.5	35	10.8
SF50525-50-8	8.4	50	12.5
SF50525-50-10	10.5	50	12.5
SF50525-50-12	13	50	12.5
SF50525-70-8	8.5	70	14.5
SF50525-70-10	10.5	70	14.5



INSULATION SHIRNKABLE TUBE

Working Temp. : -55~105°C
Color choice: black, yellow, green, red,
blue, white, transp.

SF CODE	Size
SF50549-1	1.6mmx200M
SF50549-2	2.4mmx 200M
SF50549-3	3.2mmx 200M
SF50549-4	4.8mmx 100M
SF50549-5	6.4mmx 100M
SF50549-6	7.9mmx 100M
SF50549-7	9.5mmx 50M
SF50549-8	12.7mmx 50M
SF50549-9	15.4mmx 50M



INSULATION SHIRNKABLE TUBE


Working Temp. : -55~105°C
Color choice: double color, transparent, white

SF CODE	SIZE
SF50547D-3	φ3.0 x 200m
SF50547D-4	φ4.0 x 200m
SF50547D-6	φ6.0 x 100m
SF50547D-8	φ8.0 x 100m
SF50547D-10	φ10.0 x 100m
SF50547D-12	φ12.0 x 100m
SF50547D-14	φ14.0 x 100m
SF50547D-16	φ16.0 x 100m



Heat Gun

SF CODE	Power
SF50548-1	1800W
SF50548-2	Temp. Adjustable; 1800W
SF50548-3	Temp. Adjustable; 2000W
SF50548-4	Digital Temp. Adjustable ; 2000W



Connector
600V, 32A

SF CODE	For wire	SF CODE	For wire
SF50557-1PD	0.2-4MM2	SF50557-2P	0.14-4MM2
SF50557-2PD	0.08-4MM2	SF50557-3P	0.14-4MM2
SF50557-3PD	0.08-4MM2	SF50557-4P	0.14-4MM2
SF50557-4PD	0.08-4MM2	SF50557-5P	0.75-2.5MM2
		SF50557-8P	0.08-2.5MM2




SF54111-1P/2P/3P/4P/5P/6P Waterproof connector

For wire size: 0.5~1.5mm²
1P; 2P; 3P; 4P; 5P; 6P for choice
Wire not included



SF51412-1 328pcs

Insulation Shrinkable Tube Assortment




SF51401 127PCS

Shrinkable tube assortment



SF51412-1 530pcs

Insulation Shrinkable Tube Assortment



SF CODE	For wire
SF50557-2/4P	0.08-4MM2
SF50557-2/6P	0.08-4MM2



SF54111K3 1~6P 216pcs Waterproof connector kit



SF54111K 1~4P Waterproof connector kit
1P*8; 2P*6; 3P*6; 4P*6, with pins 62prs
352pcs/26sets



Waterproof harness connector

- SF54110-2P~12P 2Pin plug~12Pin plug
- SF54110-2S~12S 2Pin socket~12Pin socket
- 2Pin~12Pin for choice
- For cable 0.75-1.5 mm2, Wire not included

Waterproof harness connector

- SF54110-2PT /4PT 2 / 4 Pin plug
- SF54110-2ST /4PT 2 / 4 Pin socket
- 2Pin/4Pin for choice
- For cable 1-4 mm2, Wire not included

Pins for 0.75~1.5MM2 cable: (need buy separately)



Pins for 1~4MM2 cable: (need buy separately)



Waterproof harness connector with pins accessories, Wire not included

- SF54110-2 ~12 2Pin ~12pin set, For cable :0.75-1.5 mm2
- SF54110-2T /4T 2Pin/ 4Pin set, For cable:1-4 mm2

Waterproof connector harness 2pin

SF CODE	Details
SF54110-2PH	plug with 20cm harness 0.75MM2
SF54110-2SH	socket with 20cm harness 0.75MM2
SF54110-2H	socket&plug with 20cm harness 0.75MM2

Other cable size and length can be customized



Connector
For 0.5~2.5MM2 wire
Rated Current: 24A
Rated volt: 450V
Length of wire to be stripped:11-12mm

SF CODE	Size	Details
SF50556-2P	15x38mm	2in, 4out
SF50556-3P	18x38mm	3in, 6out



Waterproof connector socket&plug
SF54114-2/3/4/5 for 2pin, 3pin, 4pin, 5pin
cable size 22AWG, connector dia 12mm.



SF54110K Waterproof harness connector kit
2P/3P/4P/6P/8P/8P/12P each 1set
female&male pin 35pcs each

- UL Approved Cable 1015
- * Rated temperture: 105°C, Rated Voltage: 600V
- * Solid or stranded, tinned or bare copper conductor 32-16AWG
- * PVC insulation, comply with ROHS environmental standard
- * Passes UL VW-1, CSAFT1 and JQA F-Mark flame test
- * For general purpose internal wiring of appliance



SF No.	AWG	Conductore construction	Conductor		Insulation		Ampere Rating	Color
		Φ mm2	No./mm	Outer Dia. mm	Thickness mm	Outer Dia. mm		
SF52001-2001	20	0.52	21/0.178	0.94	0.76	2.5	2A	Red
SF52001-2002	20	0.52	21/0.178	0.94	0.76	2.5	2A	Black
SF52001-1801	18	0.81	16/0.254	1.18	0.79	2.76	3.2A	Red
SF52001-1802	18	0.81	16/0.254	1.18	0.79	2.76	3.2A	Black
SF52001-1601	16	1.32	26/0.254	1.49	0.79	3.07	5.2A	Red
SF52001-1602	16	1.32	26/0.254	1.49	0.79	3.07	5.2A	Black
SF52001-1401	14	2.08	41/0.254	1.88	0.79	3.46	8.2A	Red
SF52001-1402	14	2.08	41/0.254	1.88	0.79	3.46	8.2A	Black
SF52001-1201	12	3.33	65/0.254	2.37	0.79	3.95	13.1A	Red
SF52001-1202	12	3.33	65/0.254	2.37	0.79	3.95	13.1A	Black
SF52001-1001	10	5.26	105/0.254	3.4	0.79	4.98	20.8A	Red
SF52001-1002	10	5.26	105/0.254	3.4	0.79	4.98	20.8A	Black
SF52001-801	8	8.37	119/0.3	4.31	1.15	6.6	33A	Red
SF52001-802	8	8.37	119/0.3	4.31	1.15	6.6	33A	Black
SF52001-601	6	13.3	266/0.254	5.43	1.52	8.5	52.5A	Red
SF52001-602	6	13.3	266/0.254	5.43	1.52	8.5	52.5A	Black

- Color Choice
- 01 Red
 - 02 Black
 - 03 Blue
 - 04 White
 - 05 Yellow
 - 06 Orange
 - 07 Green



Tinned Copper Boat Wire Marine Duplex Cable

- * Made of tinned copper to improve the stability, conductivity, corrosion resistance.
- * PVC insulations that can effectively prevent oxidation, salt waterproof corrosion, high-temp. resistance.
- * Operating voltage rate up to 600V, working temperature up to 150 deg dry, 75 deg wet.
- * Used in extreme environments such as rivers, lakes, solar application.
- * core colors: Red and black, 2-core

SF CODE	Gauge	Shape
SF52010-18/2F	18/2	flat 2 core
SF52010-16/2F	16/2	flat 2 core
SF52010-14/2F	14/2	flat 2 core
SF52010-18/2R	18/2	round 2 core
SF52010-16/2R	16/2	round 2 core
SF52010-14/2R	14/2	round 2 core



- Tinned Copper Wire Marine Battery Cables
- * marine grade battery cable with heavy duty tinned lugs.
 - * Heavy duty sealed lugs to prevent corrosion,
 - *PVC insulation is oil and fuel resistant and a better insulator.
 - * Includes Single Red/black (positive) Battery Cable.
 - * are to withstand harsh marine environments, including cars, trucks, RV.

SF CODE	Gauge
SF52011-10	10 (Black&red)
SF52011-8	8 (Black&red)
SF52011-6	6 (Black&red)
SF52011-4	4 (Black&red)

HOLLOW ROLL	ON PLASTIC	WOODINESS
100M-500M	100M-1000M	3000M





SF NO.	Load
SF55210-2	150A, brass contact
SF55210-2S	200A, silver contact
SF55210-3	450A, silver contact
SF55210-4	450A, silver contact



SF55210-4

For Winch motors, snow plow&spreader motors windlass, Hydraulic pump motors &other reversible motors



SF NO.	Contact Load / Terminals
SF55202	200A, silver contact, 3poles
SF55203	200A, silver contact, 4poles

SF55212

YAMAHA OEM OUTBOARD TRIM RELAY 61A-81950-01-00



SF55212-1

For Yamaha, winch motors, snow plow&spreader, motors windlasses, hydraulic pump motors&other reversible motors)



SF55212-2

Trim Relay 2 Pins For Yamaha 4 Stroke Outboard F150 & 225 & 250 63P-81950-00-00



12V Capstain relay

SF NO.	Load
SF55212	150A, brass contact
SF55212S	250A, silver contact
SF55212-1	150A, brass contact
SF55212-1S	250A, silver contact
SF55212-2	150A, brass contact
SF55212-2S	250A, silver contact

6H1-81950-00-00 & 6H1-81950-01 Trim Relay For Yamaha outboard 1992-2006 & later 30 40 50 60 hp



SF NO.	Load / Terminals
SF55219S	250A, silver contact

(WARN 63070 ATV Winch Contactor for ProVantage 2500, RT/XT 25/30 & others OEM:2875714 63070-62135,74900,70715)



SF NO.	Load
SF55210-1	150A, brass contact
SF55210-1S	250A, silver contact

67-765 67-764 24450 Winch Motor REVERSING SOLENOID SWITCH replaces Trombetta 2141211A51, 2141211A61 This solenoid only works with Permanent Magnet motors. Will not work with older style motors with copper wound fields.



SF NO.	Load
SF55221	50A

SF55223 Solenoid 12V, 50A for Mercruiser and Mercury replaces:89-81899A2



12V Solenoid Relay SF NO. Load / Terminals SF55219S 250A, silver contact



12/24/36V available



SF55222 Universal Double Pole Starter Solenoid 12V, 50A for - Rep 435-435, 33-334, 5933, 03551000 Pole Style: Double Pole (Terminal Ground) Studs: 1/4" & 5/16" Bottom and Side Mount. Grounded Through Base.



SF NO.	Load
SF55215	200A, brass contact
SF55215S	500A, silver contact

SF55224 Solenoid 12V, 50A solenoid relay for Mercruiser marine engines. for Mercury Marine Starters Replaces:89-94318,89-846070,89-96158,89-96158T Mercury and Mariner outboards from 35 HP to 275HP and 3.7L for both starters and trim pump applications Number of Terminals:4



SF NO.	Load / Terminals
SF55214-1	300A, silver contact, 4pole
SF55214-2	300A, silver contact, 6pole

SF55225 Continuous duty solenoid Relay Max 300A, Nickel plated



SF NO.	Load
SF55213	200A, brass contact
SF55213S	500A, silver contact

SF55226 Trombetta continuous solenoid Relay Max 300A, 3terminals ,heavy-duty winch marine for Golf carts, winch, marine in Rush 12VDC 24106 SPST Solenoid 12VDC



SF NO.	Load
SF55220-1	100A
SF55220-2	100A

OEM Yamaha 6E5-8195A-01 TILY TRIM RELAY 2001-2010 OUTBOARD Motor Boat



DT5C10592-1 Yamaha New OEM Relay Assembly 6E5-8195B-01-00, 6E5-8195B-01



Model A



If the main battery happens to drain, this yellow wire allow for the secondary battery to emergently send a charge to the main battery,so engine will start

Model B



Model C



*Port for remote LED indicating VSR status (LED not included) *Optional Storage Mode allows zero power consumption when engine is off.

Smart Dual Battery Voltage Sensitive Relay above model A/B/C for options

SF NO.:	Volt	cut-in volt:	cut-out volt:	rated current	Cable out
SF50669-12S-A/B	12V	13.3V	12.8V	140A	2 cables out
SF50669-24S-A/B	24V	26.6V	25.6V	100A	2 cables out
SF50669-12S-C	12V	13.3V	12.8V	140A	2 cables out & 2 optional ports



Smart Dual Battery Voltage Sensitive Relay with voltmeter & auto/manual switch

SF NO.:	Volt	cut-in volt:	cut-out volt:	rated current	Cable out
SF52669	12V	13.3V	12.8V	140A	1 cables out



SF50669-12A/B/C

- Standard VSR kit:
- 1x Smart Battery Isolator
 - 1x 6M length of 10mm2 red cable (with 2 connectors)
 - 1x 60CM length of 10mm2 black cable (with 2 connectors)
 - 2x Positive Marine battery terminals
 - 1x Negative Marine battery terminals
 - 3x SC16-8 Copper crimp lugs
 - 2x Red heat shrink
 - 1x Black heat shrink
 - 1x Insulated blue ring terminal
 - 6x 300mm cable ties
 - 4x Self tapping screw
 - 2x M6 nut
 - 2x M6 spring washer



SF50669S-12A/B/C

- Simple VSR kit:
- Smart battery isolator with mounting screws
 - 24" (60CM) red battery cable (with single connector);
 - 12" (30CM) Black cable (with 2 connectors)
 - 12" (30CM) Red cable (with 2 connectors)
 - Copper crimp lugs (2x SC16-8)
 - Red heat shrink

NEW

Dual Battery Isolator Load 200A, size:85x65x80mm

SF code	Rated Voltage	Normal input	connect voltage	Disconnect voltage
SF51679-1	12V	9-16v	≥13.2V	≤12.7V
SF51679-2	24V	18-32v	≥26.4V	≤25.4V



NEW

Dual Battery Isolator Load 400A, size:131x90x86mm

SF code	Rated Voltage	Normal input	connect voltage	Disconnect voltage
SF51680-1	12V	9-16v	≥13.2V	≤12.7V
SF51680-2	24V	18-32v	≥26.4V	≤25.4V



Dual battery isolator

SF NO.	Details
SF50646-1	70A
SF50646-2	90A
SF50646-3	120A
SF50646-4	160A



SF CODE	current
SF51672-200A	12V/24V, 200A
SF51672-400A	12V/24V, 400A



SF CODE	current
SF51671-200A	12V or 24V, 200A
SF51671-400A	12V or 24V, 400A



SF51670 Dual-battery intelligent control system 12/24V 200A
When 12V, CUT IN:13.8V,CUT OUT:12.8V
When 24V, CUT IN:27.6V,CUT OUT:25.6V
For retrofitted vehicleless, RVS, yachts, solar charging units.





Battery Switch

SF No.	Continue (Amp)	Crank (Amp)	Voltage (DC)	Installing sizes and hoses	Operation
SF50628-1	200A	1000A	12-24V	40MM/2	ON/OFF
SF50628-2	200A	1000A	12-24V	(40MM)/4	ON-OFF
SF50629	200A	1000A	12-24V	40MM/4	ON/OFF
SF51628	200A	1000A	12-24V	(40MM)/2	ON-OFF



SF50628-7 Mini switch
Size:43*37mm, Bolt M6
12V, 100A, crank 300A
ON-OFF



SF No.	Continue (Amp)	Crank (Amp)	Voltage (DC)	Operation
SF50630	200A	1000A	12-24V	ON/OFF
SF50631	200A	1000A	12-24V	(ON)/OFF
SF50631-2	300A	1500A	24V	ON/OFF
SF50631-3	150 A	1000A	12-24V	(ON)/OFF



SF50628-3 Battery Switch
150A 12-24V DC, ON-OFF



SF51622 Dual battery switch
Used for dual battery system,
Dual pole, studs: M10x2; M8x2
Type: on-off
Max: 300A at 12Volts.
Size: 90*90mm



SF50632 Heavy duty battery switch
12V-24V, 48V max
Continue (Amp)200A, max 250A,
Crank (Amp) 1000A, instant 2500A
stud size: M10*2



SF50632-2 Heavy duty battery switch
Used for dual battery system,
Dual pole ,12V-24V, 48V max
Continue (Amp)200A, max 250A,
Crank (Amp) 1000A, instant 2500A
stud size: M10*4



SF50628-6 Battery Switch 250A 12-24V DC, ON-OFF	SF50628-9 Battery Switch Size: 7.2*7.2* 10.5cm 300A 12-24V DC, ON-OFF Bolt size: M10MM	SF50628-4 Battery switch on/off 24V, 200A	SF54107-1 Battery switch Rated Voltage: DC0-48V Terminal hardware: M10 BRASS Max Continuous Current: 250A Intermittent current 2500A(5 min)
--	---	---	---



Mini Battery Isolator Master Switch
Easy turn knob.
on-off function

SF NO.	Cutting Size	Continuous current	Crank Current	Voltage	Function	Stud size	Knob
SF52109-1	22mm	50A	75A	50V	ON-OFF	M4	removable
SF52109-2	29mm	100A	150A	32V	ON-OFF	M6	removable
SF52109-2N	29mm	100A	150A	32V	ON-OFF	M6	fixed ,not removable
SF52109-3	38mm	200A	300A	32V	ON-OFF	M8	removable
SF52109-4	52mm	300A	450A	32V	ON-OFF	M10	removable



SF52109-2BS14-2 dual Battery switch
with 2x 100A mini battery switch sf52109-2



SF51633 Battery switch
48V, 200A
On-off
Size: 68*68*36mm
With removable knob



2 Position Battery Switch
ABS anti-aging, Anti-ultraviolet

SF No.	Max. Volt	Amp	Max Amp	Inner Box
SF50625	50V	275A	1250A	78x78x80mm

SF52240-1 Switch Type battery switch with lock
SF52240-2 Switch Type battery switch

Single Circuit ON-OFF
Maximum Voltage 48V DC
Stud Size 3/8"
Continuous Rating 300A
Intermittent Rating 500A
Cranking Rating 30 sec 900A
Stud Material silver Copper





SF50633 with removable knob SF50633S SF50634

Contour Battery Master Switch

SF No.	Size (mm)	Continue (Amp)	Crank (Amp)	Voltage (DC)	Operation	Stud Size (mm)
SF50633	68X68X75	275	1250	12-48	ON/OFF	2X M10
SF50634	68X68X75	275	1250	12-48	1-2-both-off	3X M8
SF50633S	68X68X75	275	1250	12-48	ON/OFF	2X M10



Panel-mount battery switch

SF No.	Size (mm)	Continue (Amp)	Crank (Amp)	Voltage (DC)	Operation	Stud Size (mm)
SF50643-1	69X69X67	275 (12V)	1250 (12V)	12-48	ON/OFF	2X M10
SF50643-2	68X68X75	275 (12V)	1250 (12V)	12-48	1-2-both-off	3X M8



Contour battery master switch

SF No.	Size (mm)	Continue (Amp)	Crank (Amp)	Voltage (DC)	Operation	Stud Size (mm)
SF50644-1	68X68X75	275 (12V)	1250 (12V)	12-48	ON/OFF	2X M10
SF50644-2	68X68X75	275 (12V)	1250 (12V)	12-48	1-2-both-off	3X M10




Heavy duty battery switch

SF No.	Size (mm)	Continue (Amp)	Crank (Amp)	Voltage (DC)	Operation	Stud Size (mm)
SF50645-1	102X102X90	600 (12V)	2500 (12V)	12-48	ON/OFF	2X M12
SF50645-2	102X102X90	350 (12V)	1500 (12V)	12-48	1-2-both-off	3X M10
SF50645-3 for dual batteries	102X102X90	400 (12V)		12-48	ON/OFF	4X M10



Switch Type Battery switch

SF code	Function	Voltage DC	Conti. Amp	Int amp	Terminal Stud
SF52241-1	on-off	Max 48V DC	300A	500A 5min; 900A 30 seconds	3/8"x2
SF52241-2	1-2-1+2-OFF	Max 32V DC	300A	500A 5min; 900A 30 seconds	3/8"x3
SF52241-3	1-2-off	Max 32V DC	300A	500A 5min; 900A 30 seconds	3/8"x3



Switch Type Dual Circuit

simultaneously switches two isolated battery banks with one simple ON-OFF switch.
Combines battery banks for emergency starting.

SF code	Function	Voltage DC	Conti. Amp	Int amp	cranking Amp	Terminal Stud
SF52241-4	on-off, Dual Circuit	Max 32V DC	300A	450A 5min; 675A 30 seconds per circuit		3/8" x4
SF52241-5	ON-OFF Dual circuit plus	Max 32V DC	300A	450A	1000A	3/8" - 16 (M10)



Battery switch

With or without Alternator Field Disconnect

SF code	Function	Voltage DC	Conti. Amp	Int amp	Terminal Stud
SF52241-11	ON-OFF	Max 48V DC	350A	600A	3/8"
SF52241-12	ON-OFF with AFD	Max 48V DC	350A	600A	3/8"
SF52241-10	1-2-1+2-OFF	Max 32V DC	350A	600A	3/8"
SF52241-9	1-2-1+2-OFF with AFD	Max 32V DC	350A	600A	3/8"
SF52241-6	1-2-Off, with AFD	Max 32V DC	350A	600A	3/8"



Dual Circuit Battery Switch

Simultaneously switches two isolated battery banks.
Combines battery banks for emergency starting.

SF code	Function	Voltage DC	Conti. Amp	Int amp	Cranking	Terminal Stud
SF52241-7	ON-OFF Dual circuit	Max 32V DC	350A	525A	700A per cuicut	3/8" - 16 (M10)
SF52241-8	ON-OFF Dual circuit plus	Max 32V DC	350A	525A	700A per cuicut	3/8" - 16 (M10)


Heavy duty battery switch

SF code	Function	Voltage DC	Conti. Amp	Int amp	Cranking
SF52242-2	ON-OFF	Max 48V DC	600A	900A	2750A
SF52242-4	1-2-Off-Both	Max 48V DC	500A	700A	2750A



Heavy duty Battery Switch Selector with Alternator Field Disconnect

SF code	Function	Voltage DC	Conti. Amp	Int amp
SF52242-3	ON-OFF, with AFD	Max 32V DC	600A	900A 5min;1325A 60sec;2750A 10sec
SF52242-5	1-2-Off-Both, with AFD	Max 32V DC	500A	700A 5min;1150A 60sec;2750A 10sec
SF52242-1	0 (off)-1-2, with AFD	Max 32V DC	500A	700A 5min;1150A 60sec;2750A 10sec




Battery switch
Material: Plastic housing
Color: Red
Size: Φ91mm (face), Φ130mm(base)x 76mm(Height)

SF NO.:	Function	Continuous current	Intermittent current	Voltage
SF50635	OFF-2-BOTH-1	300A	400A	6~32V
SF50636	ON-OFF	300A	400A	6~32V



Battery switch
Material: Plastic housing
Color: Red
Size: Φ95mm (face), Φ139mm(base)x 73mm(Height)

SF NO.:	Function	Continuous current	Intermittent current	Voltage
SF50639-1	1+2 -2-0-1	250A	360A	6~32V
SF50639-2	ON-OFF	250A	360A	6~32V




Battery switch
Material: Plastic housing
Color: Red
Size: Φ95mm (face), Φ134mm(base)x 72mm(Height)

SF NO.:	Function	Continuous current	Intermittent current	Voltage
SF50637-1	2-ALL-1-OFF	250A	360A	6~32V
SF50637-2	2-ALL-1-OFF, with key	250A	360A	6~32V
SF50637-3	ON-OFF	250A	360A	6~32V



Battery switch
Material: Plastic housing
Size: Φ94mm (face), Φ110mm(base)x 66mm(Height)

SF NO.:	Function	Continuous current	Intermittent current	Voltage	Housing color
SF50638-1	2-ALL-1-OFF	250A	375A	12V	RED
SF50638-2	2-ALL-1-OFF	250A	375A	12V	YELLOW
SF50638-3	2-ALL-1-OFF, with key	250A	375A	12V	YELLOW
SF50638-4	ON-OFF	250A	375A	12V	YELLOW



Battery switch
Material: Plastic housing
Size: 137mm L X 137MM W X 73MM H

SF NO.:	Function	Continuous current	Intermittent current	Voltage	Housing color
SF50641-1	BOTH-2-OFF-1, with red knob	175A	300A	6~32V	YELLOW
SF50641-2	BOTH-2-OFF-1, with yellow knob	175A	300A	6~32V	RED
SF50641-3	2-ALL-1-OFF, with black key	175A	300A	6~32V	BLACK
SF50626	BOTH-2-OFF-1, with red knob	175A	300A	6~32V	WHITE



SF50647-1 Knife-blade switch
250A Continue rate, 750A crank rate



SF50647-2 Knife-blade switch
250A Continue rate, 750A crank rate



SF50617-1G/ B/R Battery switch
125A continue rate, 500A crank rate
17.5mm negative
green/blue/red color for choice



SF50617-2G/ B/R Battery switch
125A continue rate, 500A crank rate
17.5mm negative
green/blue/red color for choice



SF50619-1G/ B/R Battery switch
125A continue rate, 500A crank rate
17.5mm negative
green/blue/red color for choice



SF50619-2G/ B/R Battery switch
125A continue rate, 500A crank rate
12.5mm negative
green/blue/red color for choice



SF50648 Zinc plated battery switch
430A continue rate, 1000A crank rate



SF50611-1G/S Battery terminal
SF50611-2G/S Battery terminal with voltmeter
Golden/Silver color for choice



SF50618 battery switch pair



SF51520-D Battery cable
Length& size can be customized.



SF51520-E Battery cable
Length& size can be customized.



SF51520-F Battery cable
Length& size can be customized.




SF51520-A Battery cable
Length& size can be customized.



SF51520-B Battery cable
Length& size can be customized.



SF51520-C Battery cable
Length& size can be customized.



Battery tray

SF NO.:	Inner size (W*L)	Outer size (W*L)
SF51802-1	19.3*28cm	20*29.5cm
SF51802-2	19.3*34.5cm	20*35.5cm



Steel Battery tray holder

SF NO.:	Height
SF51803-1	19cm
SF51803-2	23cm
SF51803-3	27cm