

E-Vehicle Traction Module

Product Characteristic

- Re-Generated braking
- Key switch
- Speed command / Torq. Control
- Safety switch
- Forward / Reverse
- Normal / Turbo selection
- Buzzer signals
- Fault LED
- Over current protection
- Motor / Driver over heat protection
- Low voltage protection
- Stall protection
- Motor phase to phase short circuit protection
- Accelerator initial detection
- Li-battery protection
- Power off detection
- RS485 Communication
 - Battery discharge indicator (BDI)
 - Motor or generator mode display
 - Vehicle Speed
 - Vehicle Odometer

Motor Specification



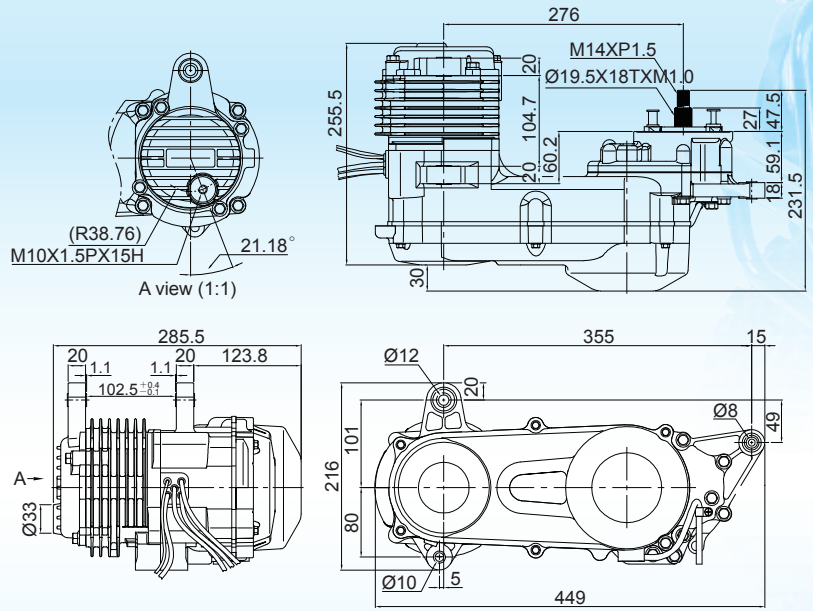
Model	DMC-1000	DMC-1500	DMC-4000
Rated Voltage	48VDC	48VDC	48VDC
Rate Output	1.1KW	1.5KW	4KW
Max. Current	62A	110A	175A
Peak Power	2.5KW	4.2KW	6KW
Peak Efficiency	≥92%	≥92%	≥92%
Peak Torque	5.5Nm	7.2Nm	13Nm
Hi-Torque Range	≥75%(≥3Nm)	≥88%(≥3Nm)	>90%(≥3Nm)
Driving Method	Square Wave	Sine Wave	Sine Wave
Max. Reducing ratio	27.7	27.7	19.5
DMC Dimension	Fig A	Fig B	Fig C
Driver Dimension	Fig 1	Fig 2	Fig 3

DMC Dimensions

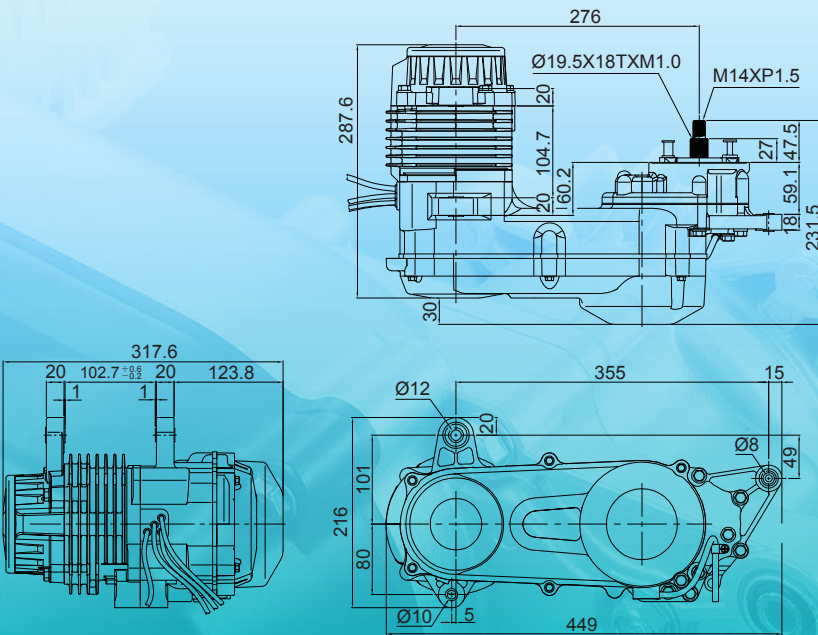
• Fig A



DMC-1000



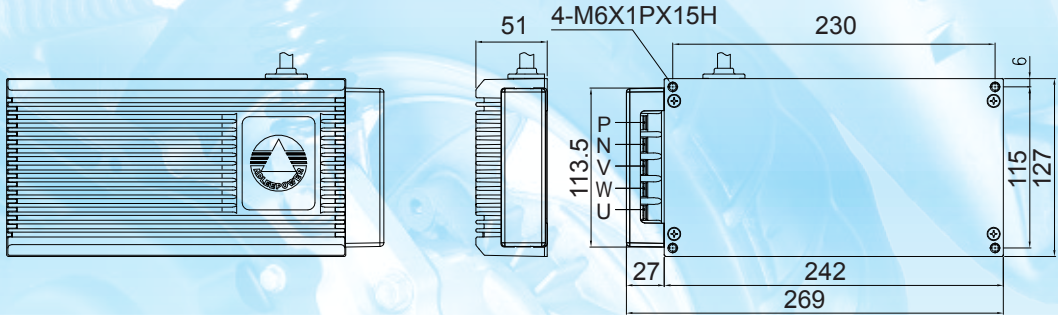
• Fig B



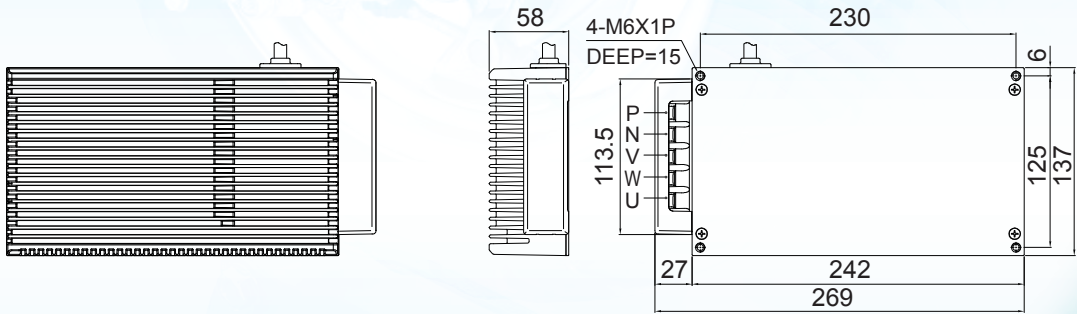
DMC-1500

Driver Dimensions

• Fig 1



• Fig 2



• Fig 3

