

BLDC2838

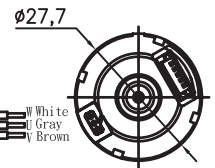
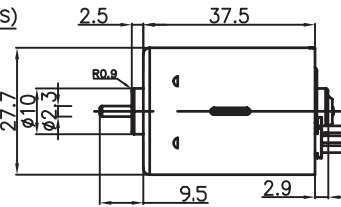
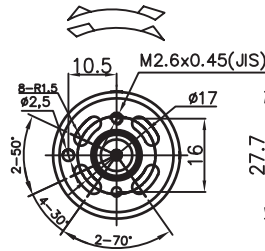
Brushless Dc Motor

Application : Roomba

用途：吸塵機器人



DIRECTION OF ROTATION



WEIGHT :110g(APPROX)

MODEL	VOLTAGE		NO LOAD		AT MAXIMUM EFFICIENCY					STALL			
	OPERATING RANGE	NOMINAL	SPEED rpm	CURRENT A	SPEED rpm	CURRENT A	TORQUE g-cm	TORQUE mN-m	OUTPUT W	EFF %	CURRENT A	TORQUE g-cm	TORQUE mN-m
BLDC2838B0W0	-----	12.0V CONSTANT	2900	0.67	2248	0.28	62.55	6.13	1.44	55	0.82	267.59	26.23
BLDC2838B1W0	-----	12.0V CONSTANT	12700	0.31	10730	1.79	140.30	13.75	15.46	76	8.61	803.31	78.76

馬達的出軸長度及性能參數，EMC 對策可依客人要求做調整，詳情可詢問相關業務人員。
Please inquire your sales representative for output, performance and EMC solution.

